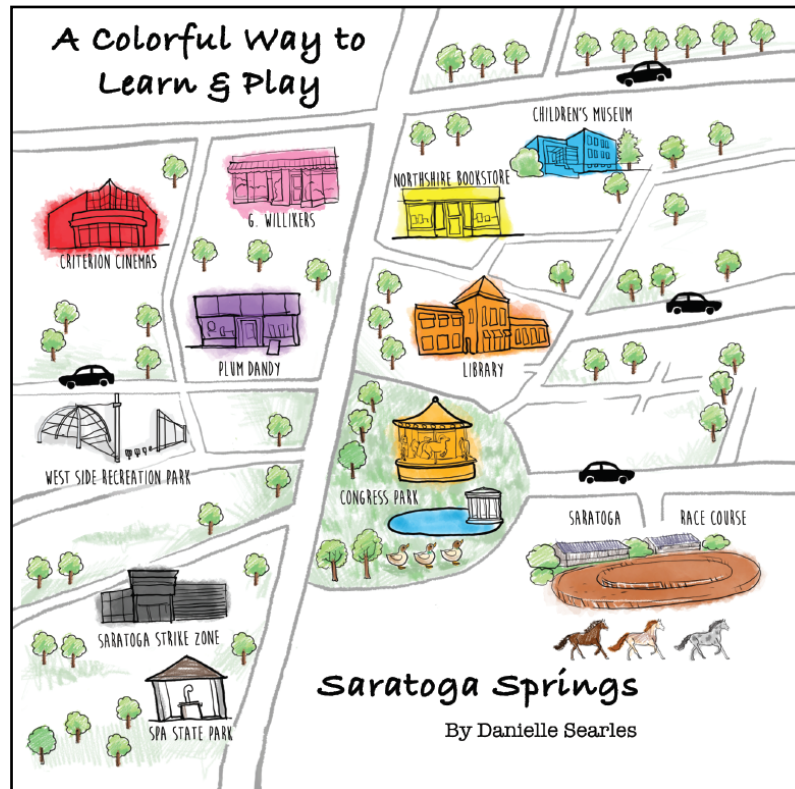


# A Colorful Way To Learn & Play

## “At Home” Saratoga Springs




Dear Families,

Even though we cannot physically go out and experience all of the wonderful places in Saratoga Springs, we are still able to experience the essence of them at home! Lets have some fun learning & playing with all our favorite Saratoga Springs stops from my book “A Colorful Way To Learn & Play Saratoga Springs!” Each page offers an in-home activity that relates to the businesses and/or locations from the book. I hope your whole family will enjoy interacting with “A Colorful Way To Learn & Play Saratoga Springs!”

With Best Wishes,

Danielle Searles  
Author  
Toddle And Trot LLC  
[ToddleAndTrot@gmail.com](mailto:ToddleAndTrot@gmail.com)  
[ToddleAndTrot.com](http://ToddleAndTrot.com)


# Saratoga Springs Public Library



If we cannot go explore the Saratoga Springs Public Library, let's explore our libraries at home. My family loves to read and often favorites get read and reread. Let's go on a scavenger hunt through our books at home and find some long forgotten titles. The kids will have fun trying to hunt down books to match their cards!

LIBRARY  
Scavenger  
hunt


Find a book



About an  
animal.

LIBRARY  
Scavenger  
hunt


Find a book



With a number  
on the cover.

LIBRARY  
Scavenger  
hunt


Find a book



With the color  
**green** on the  
cover.

LIBRARY  
Scavenger  
hunt

Find a book



That is actually  
a magazine.

LIBRARY  
Scavenger  
hunt


Find a book



That uses  
rhymes.

LIBRARY  
Scavenger  
hunt


Find a book



That is one of  
your favorites.

LIBRARY  
Scavenger  
hunt


Find a book



With a ONE  
word title.

LIBRARY  
Scavenger  
hunt

Find a book



About any  
holiday.

# The Children's Museum at Saratoga



Even though we can't go to the Saratoga Children's Museum to step into a bubble, we can make and play with bubbles at home! Try the recipe below

4 Tablespoons of Water

1 Teaspoon of Sugar

2 Tablespoons of Glycerin  
(makes bubbles stronger)

2 Tablespoons of Dish Washing Liquid

Also here is a link from Paging Fun Mums on how to make a DIY Sock Bubble Blower.

<https://pagingfunmums.com/2013/08/13/diy-sock-bubble-blower-2/>

Be sure to check out the Saratoga Children's Museum website, they offer virtual activities!  
<https://cmssny.org/>



# Northshire Bookstore



Our curious friend is monkeying around at Northshire Bookstore and would love for you to visit him. Can you explore the bookstore virtually with Google Earth and find him sitting in a chair?

<https://www.google.com/maps/@43.0817768,-73.7848181,3a,75y,49.76h,91.35t/data=!3m6!1e1!3m4!1sAF1QipPJdtCN8TuJmKuV1G5oxPxKcyQY1TAZ9Geg0aHs!2e10!7i13312!8i6656>

# Plum Dandy



The temperature is getting warmer. Are you ready for some frozen yogurt with delicious toppings? Try this frozen yogurt recipe at home.

4 Cups of Frozen Fruit

1/2 Cup Plain Greek Yogurt

2 Teaspoons of Vanilla

3 Tablespoons of Honey

Use a food processor to mix until creamy, about 5 minutes depending on fruit used.  
Serve immediately of freeze.

For full recipe by Kelly Senyei, visit

<https://www.justataste.com/5-minute-healthy-greek-frozen-yogurt-recipe/>

# Congress Park



We are all used to seeing the ducks when we visit Congress Park, but wouldn't it be surprising to see them while we were shopping? On the evening of October 24th, 2013 fifty ducks headed into CVS Pharmacy. Click on the link below to watch the video. Then draw a picture or write a few sentences describing what the ducks might have been trying to buy.

<https://www.saratoga.com/whatsnew/2013/10/saratoga-ducks/>

# Saratoga Strike Zone



Go to your closet and pick your favorite shoes to wear bowling. Then grab a ball that is okay for inside! Lets do some bowling at home! My kids have bowled using PJ Mask, Paw Patrol, and Daniel Tiger figurines. They have also used dominos. Keep a score card to add math into the game or just practice writing numbers.

If bowling inside is not for you, on a nice day try outside bowling with hard plastic cups and a heavier ball.

# G. Willikers




Lets make a toy store at home. Look around your house and see what you can create. Maybe you will design and construct the next big toy! All those cardboard boxes have come in handy at our house. My kids and I have made a board game, a doll pack and play, ramps for cars, slides for barbies... The possibilities are endless!

Be sure to check out G. Willikers website too. They have lots of fun and educational toys to keep the kiddos occupied. G. Willikers is shipping and offering deliveries in the city of Saratoga Springs.

<https://www.gwillikerstoys.com/>



# Saratoga Race Course



Who runs fastest in your family? Set up a track and let the races begin. Make ribbons for the winners! You could add math to this activity by timing everyone separately and finding the difference in paces.

# Saratoga Spa State Park



Come try the water at the Saratoga Spa State Park! There are 21 mineral fountains throughout Saratoga and they all taste different. Bring some cups and follow the map linked below, be sure to adhere to social distancing. If you can't get to the park, you can still do some tastings. Have someone fill cups with different flavors (lemon, lime, ice tea, seltzer, juice) and see if you can match the taste with the name.

<https://www.saratoga.com/things-to-do/springs/>

# Criterion Cinema



Its raining... Go see a movie at Your Home Theater! Make tickets and get your favorite snacks. This is a great way for the kids to do some writing. Have them write the title of the movie showing, the date and time, and location (ours was the living room). Make some play money or grab some from a monopoly game. When they get to the theater, have your kids purchase their ticket and buy snacks. Careful how much money you give them. I gave my daughter money for her stuffed animals to buy a ticket. Then she left some behind. Needless to say, my daughter bought more popcorn and cookies than I anticipated :) My son checked her math and money and she had enough!

# West Side Recreation Park



Lets get some energy out! Try making an obstacle course on the driveway with chalk. You can draw a balance beam, hopscotch, crab walks, dinosaur stomps, and spins. We even added some personal favorites, don't get stuck in spider-man's web and mermaid hops.

# Carousel



Make a carousel horse at home! Family Theme Days has a really fun craft using basic supplies. The link below includes a printable for the Paper Cup Carousel Horse, along with great materials to make a full day of horse fun. Here are my kids results.



<http://familythemedays.ca/Themes/Horses.htm>



If you would like to purchase a copy of "A Colorful Way To Learn & Play Saratoga Springs" for your child, it is available at our **local** stores below:

G. Willikers

Impressions of Saratoga

Old Saratoga Mercantile

The book is also available at these locations when they **reopen**:

Northshire Bookstore

The Children's Museum of Saratoga

Saratoga Automobile Museum

National Museum of Racing and Hall of Fame

If you would like to purchase a **personalized copy** for your child or a child you know, I am happy to offer a socially distant pick-up in Saratoga Springs. Please email me at [ToddleAndTrot@gmail.com](mailto:ToddleAndTrot@gmail.com) for this option.

Lastly the book is available on amazon prime using the link below.

[https://www.amazon.com/Colorful-Learn-Play-Saratoga-Springs/dp/0998585262/ref=sr\\_1\\_1?dchild=1&keywords=a+colorful+way+to+learn+and+play&qid=1588612108&sr=8-1](https://www.amazon.com/Colorful-Learn-Play-Saratoga-Springs/dp/0998585262/ref=sr_1_1?dchild=1&keywords=a+colorful+way+to+learn+and+play&qid=1588612108&sr=8-1)